


## SMD COMMON MODE CHOKE / WCB(B/C/D/E) TYPE


### FEATURES

High common mode impedance at noise band and low differential mode impedance at signal band. Due to the low differential mode impedance with high coupling factor, there is almost no distortion on high speed transmission of high resolution video signals.



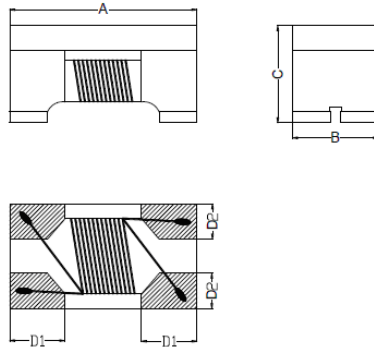
### ORDERING CODE

WCB 1210 D - 250 □ -N



Note: lead-free  
 Tolerance ( Y:±25%)  
 Impedance  
 Type:  
 B= 3.5GHz  
 C= 6GHz  
 D= USB3.0  
 E= USB3.1  
 Dimension  
 Product Symbol

### SHAPES



### DIMENSIONS (UNIT: mm)

Part No.	A	B	C	D1 (Ref.)	D2 (Ref.)
WCB 1210	1.20 ± 0.2	1.00 ± 0.2	0.90 MAX	0.33	0.36
WCB 2012	2.00 ± 0.2	1.20 ± 0.2	1.20 ± 0.2 or 1.3 ± 0.2	0.45	0.40



**CORE MASTER ENTERPRISE CO., LTD.**

<http://www.coremaster.com.tw>

## SMD COMMON MODE CHOKE / WCB(B/C/D/E) TYPE

### ELECTRICAL CHARACTERISTICS FOR WCB 1210D/E

Part No.	Impedance ( $\Omega$ )100MHz	DC Resistance ( $\Omega$ ) Max	Rated Current (mA)Max
WCB1210D-250Y-N	25(TYP)	0.30	300
WCB1210D-600Y-N	60(TYP)	0.40	300
WCB1210D-900Y-N	90(TYP)	0.50	280
WCB1210E-900Y-N	90(TYP)	0.50	280

### ELECTRICAL CHARACTERISTICS FOR WCB 2012B/C/D/E

Part No.	Impedance ( $\Omega$ )100MHz	DC Resistance ( $\Omega$ ) Max	Rated Current (mA)Max
WCB2012B-900Y-N	90(TYP)	0.30	300
WCB2012C-240Y-N	24(TYP)	0.20	300
WCB2012C-300Y-N	30(TYP)	0.20	300
WCB2012C-600Y-N	60(TYP)	0.30	300
WCB2012C-900Y-N	90(TYP)	0.30	300
WCB2012D-120Y-N	12(TYP)	0.25	420
WCB2012D-240Y-N	24(TYP)	0.25	420
WCB2012D-250Y-N	25(TYP)	0.22	420
WCB2012D-320Y-N	32(TYP)	0.25	400
WCB2012D-600Y-N	60(TYP)	0.30	300
WCB2012D-900Y-N	90(TYP)	0.30	300
WCB2012E-900Y-N	90(TYP)	0.30	300

\* Test Frequency : 100MHZ/0.5V



**CORE MASTER ENTERPRISE CO., LTD.**

<http://www.coremaster.com.tw>